

OULUN KAUPUNGIN KIRJALLISUUSDIPLOMI

Task booklet for primary school



This booklet belongs to:

Grade: _____

Agree with your teacher what tasks to do for each book you have read. You can do the task at the back of this diploma in the activity boxes.

Tasks related to the main character

1. Present the main character (the character that you get to know the best in the book). Draw a picture of him/her/it. Around the main character, write words describing who he/she/it is.
2. Describe what kind of main character the book has, what he/she/it looks like and what he/she/it likes.
3. Using your own imagination, come up with a friend for the main character and write about him/her/it.
4. Using your own imagination, write the main character's horoscope for the week.
5. Write a letter or an email to the main character.
6. Imagine what the main character normally eats for breakfast based on what you read. Draw and describe it.
7. Write an ACROSTIC poem (name-poem) that describes the main character.
For example:

***P**eppery
Imaginative
Perky
Playful
Incredible*

Tasks related to other characters

8. Draw and color a character or animal described in the book.
9. What is your favorite character from the book? Draw a picture or write about him/her/it.
10. Make a list of characters and describe their roles in the story (e.g. Emilia - main character, Halonen - petit lizard, Simo - Emilia's best friend, etc.)
11. If you could be one of the characters, who would it be and why?
12. Name hunt: Look for and write down names of characters from the book.
13. You can see into the future. Your task is to predict what kind of life your book's character will lead at the end of the book. Write a small story.

Tasks related to the setting of the story

14. Draw or write to show what kind of home the main character lives in.
15. Draw and colour the setting of the story.
16. Draw a map of the setting of the story.
17. Draw a time machine which will take you to the time when the story was set.
18. Place hunt. Search for and write the names of places mentioned in the book.
19. Describe with words the main setting of the book. What is it like there? What sounds can be heard? What smells are there?

Tasks related to the events and plot of the book


20. Briefly write the plot of the book.
21. Draw and colour a picture which tells about part of the plot.
22. Choose what you think is the best part of the book and retell it to others.
23. Search for a nice part of the book and retell it to others.
24. Draw a short cartoon strip of the plot.
25. Which parts of the story could be true and which could only be imaginary?
26. Retell the plot to your parents.
27. Write a piece of news about the most important part of the book.
28. Search for a part of the book which is really exciting. Read it to your teacher or class.
29. Use your imagination and think what happens at the end of the story. Write a small story.

Me and the book

30. Write your opinion of the book. What did you like about the book?
31. Complete the following sentence: The best thing about the book is...
32. Complete the following sentence: I didn't like the book...
33. Complete the following sentence: I was wondering...
34. Complete the following sentence: I was afraid...
35. Which character would you like to be and why?
36. What is your opinion about the name of the book and the book cover? Are they suitable for the book?
37. What is your opinion of the book? Would you recommend it?
38. Read aloud to your younger brother or sister or to your parents.

Tasks related to the book

39. Search for and write 10 interesting words from the book.
40. Plan and draw a new book cover.
41. Plan a new back cover for the book. Use interesting words and pictures.
42. Search for 6 funny words. You can use them to write a poem or a small story.
43. Think of 10 easy questions about the book.
44. Write a letter or an email to the author of the book.
45. Recommend the book to the class. Don't reveal the ending of the book!
46. Task for a pair: Choose a book which you have enjoyed and give it to your pair to read. Discuss the books. What kind of book did your pair recommend to you? Did you like the book?



Tasks for fact books

47. Think of 2 questions from the book and provide the answers.
48. Do something according to the instructions of the book (arts and crafts, baking, make up, hairstyling, sewing, knitting etc.)
49. Choose a topic from the book and draw it.
50. Search for 3 words which you do not understand. Find out from the book what they mean.
51. What topics does your book tell about? Tell or write few examples.
52. What is the most interesting part of the book?
53. What topics in the book interest you the most?
54. What new things have you learnt from the book?
55. Present to your class something which you have learnt from your book.

Tasks related to poems

56. Choose a poem and illustrate it.
57. Choose a poem and edit it. Write the words of the poem in a different order.
58. Create and write a new verse for your poem.
59. Write a poem about something which has happened in the book.
60. What is your favourite poem in the book? Why did you like it?
61. Look at the pictures in the book. Do you like the pictures? Do you think they suit the book well?
62. Perform a poem from the book to your teacher or to your class.
63. Choose 3 poems from your book. Choose a colour for each poem which best describes the feeling of the poem. Explain your choices.

Digital tasks

64. Create a Power Point or Prezi about the story.
65. Create a comic strip about the book (e.g. Comic life, Strip designer).
66. Create a poster to advertise the book or film of the book (Phoster, Typo picture).
67. Create a timeline or mind map of the story (Popplet, Simplemind).
68. Create a trailer for the book (i-Movie)
69. Create a digital poem.
70. Tell about the book in a video.

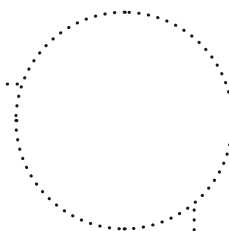
You can also invent your own tasks for the books! Agree with your teacher.



Book group: Name _____

Task No.

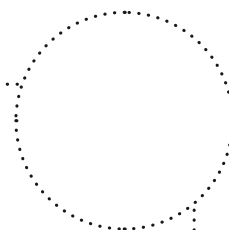
of the book: _____



Book group: Name _____

Task No.

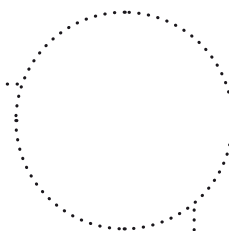
of the book: _____



Book group: _____

Task No.

Name of the book: _____

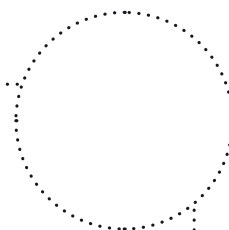


A large rectangular area with a dotted border, intended for a student to write their response to the task.

Book group: _____

Task No.

Name of the book: _____

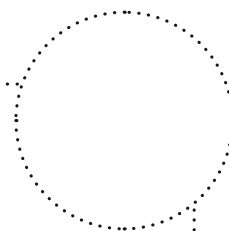


A large rectangular area with a dotted border, intended for a student to write their response to the task.

Book group: _____

Task No.

Name of the book: _____

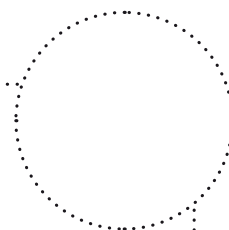


A large rectangular area with a dotted border, intended for a student to write their response to the task.

Book group: _____

Task No.

Name of the book: _____



A large rectangular area with a dotted border, intended for a student to write their response to the task.

OULU  SIVISTYS- JA
KULTTUURIPALVELUT

OULU  KAUPUNGINKIRJASTO

Oulun  koulukirjasto

...  Kirjastoreitti ...